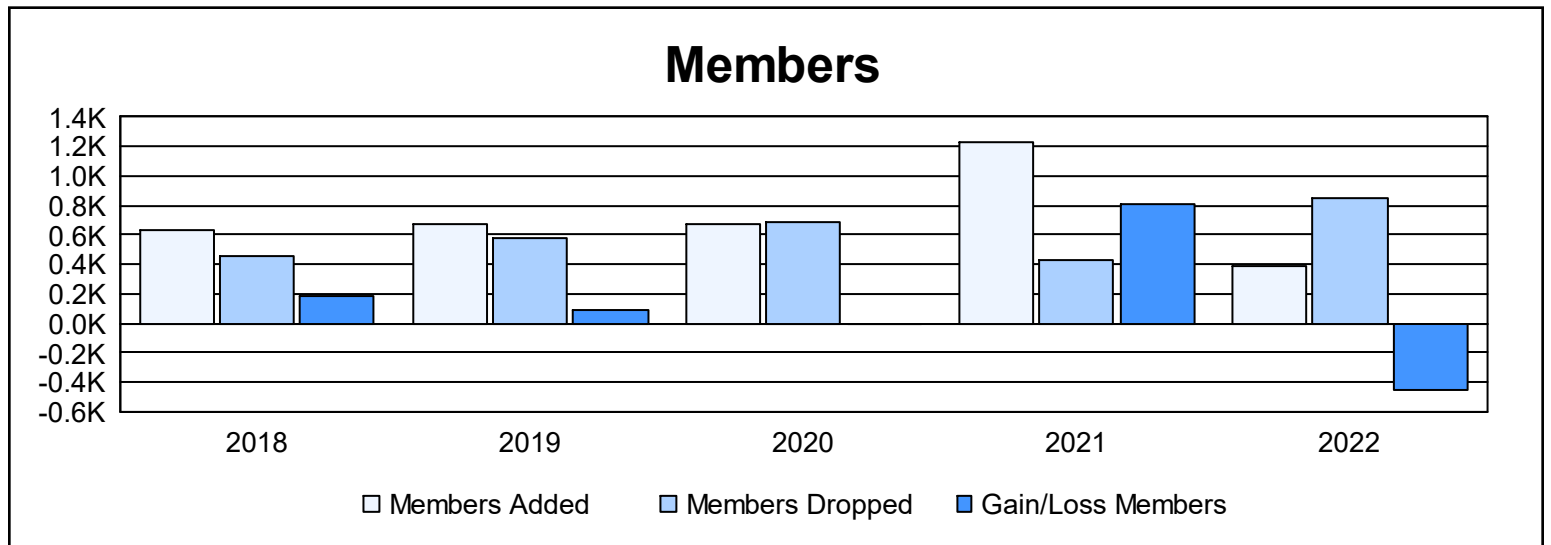
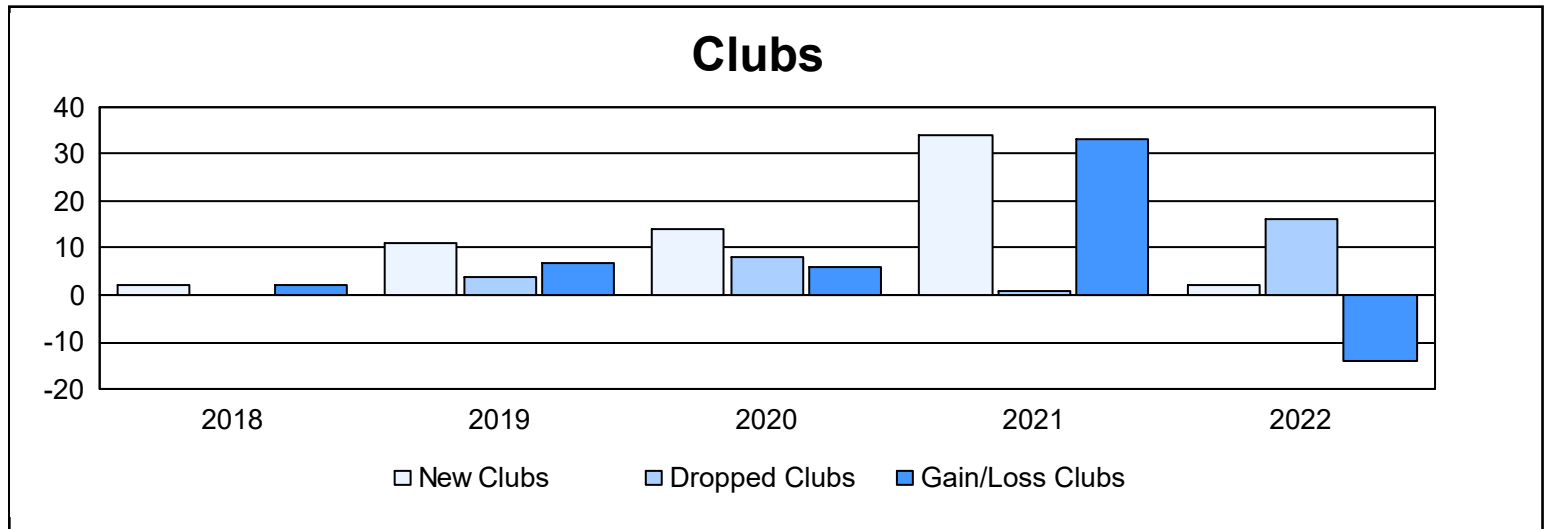
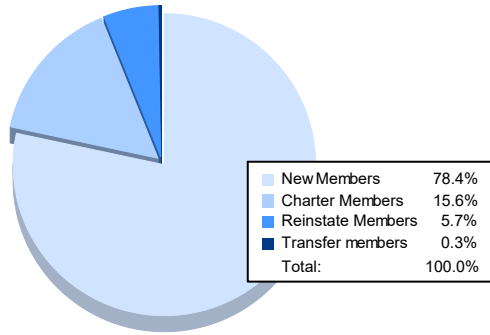


Year	New Clubs	Dropped Clubs	Gain/ Loss Clubs	New Members	Charter Members	Reinstate Members	Transfer Members	Total Member Added	Total Members Dropped	Gain/ Loss Members
2017-2018	2	0	2	540	68	20	3	631	450	181
2018-2019	11	4	7	384	263	24	4	675	585	90
2019-2020	14	8	6	290	367	16	1	674	685	-11
2020-2021	34	1	33	528	697	8	2	1,235	431	804
2021-2022	2	16	-14	302	60	22	1	385	844	-459
<b>Average</b>	<b>13</b>	<b>6</b>	<b>7</b>	<b>409</b>	<b>291</b>	<b>18</b>	<b>2</b>	<b>720</b>	<b>599</b>	<b>121</b>



### Membership Composition June 2022 Cumulative



### Gender Composition June 2022 Cumulative

